



IDFC MONEY MANAGER FUND

An open ended debt scheme investing in money market instruments. A Scheme with Relatively Low Interest Rate Risk and Relatively Low Credit Risk.

- The Fund aims to invest predominantly in highly rated money market instruments
- Emphasizes on high quality money market instruments and takes limited duration risk as the maturity of the underlying instruments is generally lower than 1 year
- Suitable for near term goals - this fund is recommended for a minimum investment horizon of 6 months
- Ideal to form part of 'Core' Bucket - due to its high quality and low duration profile

LIQUIDITY

For very short term parking of surplus or emergency corpus

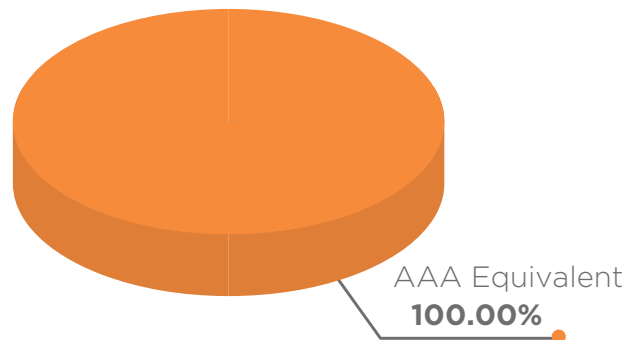
CORE

Ideally forms bulk of your allocation-Funds that focus on high credit quality and low to moderate maturity profile

SATELLITE

Funds that can take higher risk-either duration risk or credit risk or both

ASSET QUALITY



PORTFOLIO (31 December 2022)

Name	Rating	Total (%)
Certificate of Deposit		63.71%
Canara Bank	A1+	10.89%
Axis Bank	A1+	10.84%
Small Industries Dev Bank of India	A1+	9.22%
Bank of Baroda	A1+	7.55%
HDFC Bank	A1+	6.16%

Fund Features:
(Data as on 31st December'22)

Category: Money Market

Monthly Avg AUM: ₹ 2,696.81 Crores

Inception Date: 18th February 2003

Fund Manager: Mr. Brijesh Shah (w.e.f. 12th July 2021) Mr. Gautam Kaul (w.e.f. 1st December 2021)

Other Parameter:
Standard Deviation (Annualized): 0.50%

Modified Duration: 137 Days
Average Maturity: 138 Days
Macauley Duration: 138 Days
Yield to Maturity: 7.03%

Benchmark: NIFTY Money Market Index A-I (w.e.f. 1st April 2022)

Minimum Investment Amount: ₹100/- and any amount thereafter

Exit Load: Nil

Options Available : Growth & IDCW® Option - Daily (Reinvest), Weekly (Reinvest), Monthly (Payout, Reinvestment and Sweep) , Periodic (Payout, Reinvestment and Sweep)

©Income Distribution cum capital withdrawal

The fund has been repositioned from a floating rate fund to a money market fund w.e.f. June 4, 2018. Standard Deviation calculated on the basis of 1 year history of monthly data

MUTUAL FUND INVESTMENTS ARE SUBJECT TO MARKET RISKS, READ ALL SCHEME RELATED DOCUMENTS CAREFULLY.

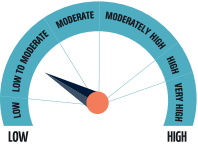
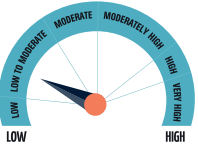
PORTFOLIO (31 December 2022)

Name	Rating	Total (%)
NABARD	A1+	5.58%
ICICI Bank	A1+	5.39%
Kotak Mahindra Bank	A1+	3.61%
Export Import Bank of India	A1+	2.70%
State Bank of India	A1+	1.78%
Commercial Paper		19.35%
Kotak Mahindra Investments	A1+	8.42%
HDFC	A1+	4.48%
L&T Finance	A1+	2.74%
ICICI Securities	A1+	1.86%
Small Industries Dev Bank of India	A1+	1.85%
State Government Bond		10.15%
8.60% Tamil Nadu SDL - 2023	SOV	3.57%
7.95% Tamil Nadu SDL - 2023	SOV	2.45%
6.75% Odisha SDL - 2023	SOV	1.88%
8.59% Andhra pradesh SDL - 2023	SOV	1.31%
8.62% Maharashtra SDL - 2023	SOV	0.94%
Net Cash and Cash Equivalent		6.79%
Grand Total		100.00%



Potential Risk Class Matrix			
Credit Risk of the scheme →	Relatively Low (Class A)	Moderate (Class B)	Relatively High (Class C)
Interest Rate Risk of the scheme ↓			
Relatively Low (Class I)	A-I		
Moderate (Class II)			
Relatively High (Class III)			

A Scheme with Relatively Low Interest Rate Risk and Relatively Low Credit Risk.

Scheme risk-o-meter	This product is suitable for investors who are seeking*	Benchmark risk-o-meter
 <p>Investors understand that their principal will be at Low to Moderate risk</p>	<ul style="list-style-type: none"> To generate short term optimal returns with relative stability and high liquidity. Investments predominantly in money market instruments. <p>*Investors should consult their financial advisers if in doubt about whether the product is suitable for them.</p>	 <p>NIFTY Money Market Index A-I</p>

MUTUAL FUND INVESTMENTS ARE SUBJECT TO MARKET RISKS, READ ALL SCHEME RELATED DOCUMENTS CAREFULLY.